

Method 1

When there is an existing credit on the student's account, they can pay for printing credits via eft and send you the proof of payment via email to Sean Davidse at

seand@sun.ac.za

In order for it to be allocated as printing credits on their profile of increments of

R80, R160 or R350, the student fee account must be in a credit

Method 2

When there is an existing credit on the student account they can use the existing credit on their student account to have part of it converted to printing credits, but the student has to be request via email to Sean Davidse at


seand@sun.ac.za

Method 3


The student can do an online payment on <https://web-apps.sun.ac.za/student-fees-pay/#/home> and select printing credits and should be available within a short timeframe after the transaction is completed. (see attached below).

STEP 1

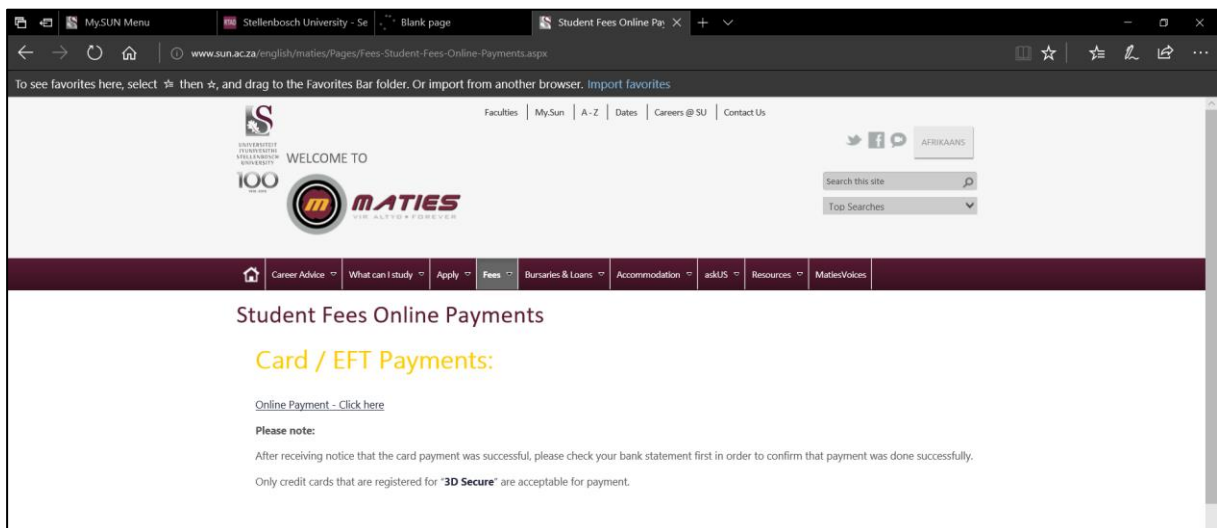
LOGIN TO WWW.MATIES.COM



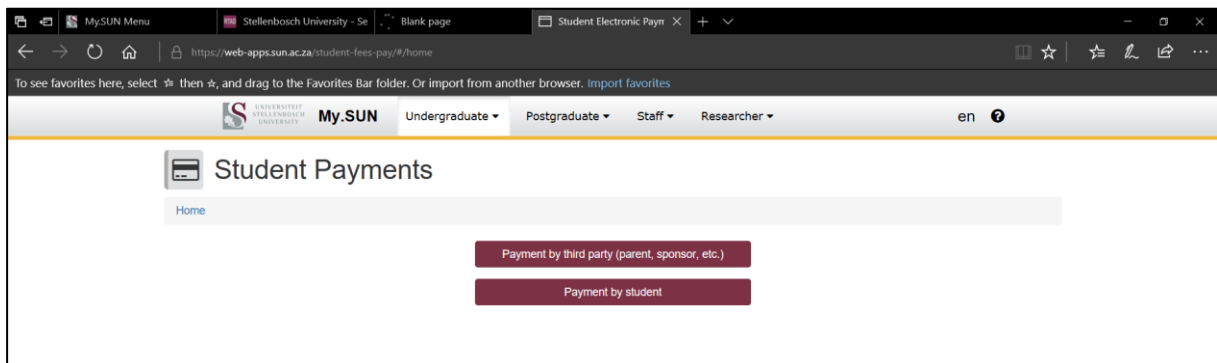
UNDER THE FEES TAB SELECT “STUDENT FEES ONLINE PAYMENTS”



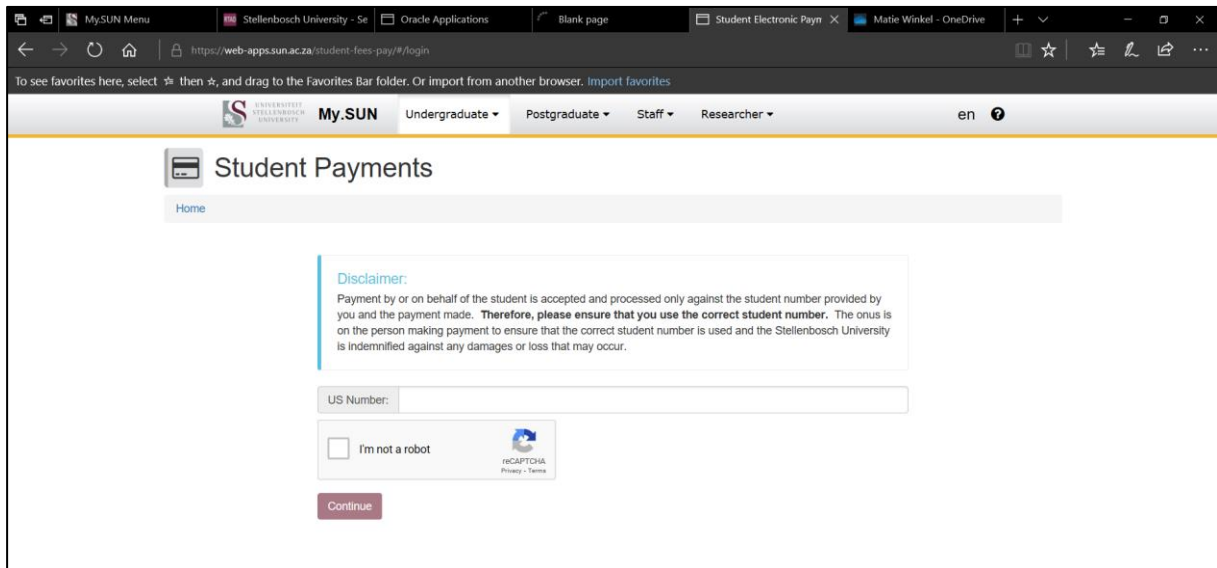
CLICK ON THE LINK “ONLINE PAYMENT – CLICK HERE”



ONCE RE-DIRECTED TO THE RELEVANT PAGE SELECT “PAYMENT BY THIRD PARTY (PARENT, SPONSOR, ETC)”



IN THE STUDENT PAYMENTS PAGE THE STUDENT NUMBER NEEDS TO BE ALLOCATED IN THE “US NUMBER” TEXT BOX AND YOU SELECT “I’M NOT A ROBOT”



THE SYSTEM WILL GENERATE A VISUAL VERIFICATION SCREEN.

ONCE VERIFIED YOU WILL BE RE-DIRECTED TO THE NEXT SCREEN

Additional Information

- Payments may only be made in South African Rands
- [Currency Converter](#) (This takes you to another website outside of the University network)
- Maximum of 10 items can be processed

THE BELOW OPTIONS WILL THEN BECOME AVAILABLE

2020	STUDENT FEE	ZAR
2020	MEALS - STUDENTS	ZAR 500 ZAR 1000 ZAR 1500
2020	WASHING - STUDENTS	ZAR 50
		ZAR 100 ZAR 200
		ZAR 50
2020	PRINTING	ZAR 100
		ZAR 200
2020	SHUTTLE SERVICE_TYGB	ZAR
2020	LAPTOP DEPOSIT	ZAR

TO COMPLETE THE TRANSACTION THE PERSON NEED TO COMPLETE THEIR TRANSACTION BY COMPLETING AND VERIFYING THE RELEVANT TRANSACTION